



MANUFACTURER OF
EXCLUSIVE AUTOMOBILES



BMW ALPINA B3 - SALOON AWD • TOURING AWD

PRESS RELEASE *October* 2019

YOUNGER. GREATER. STRONGER. THE NEW BMW ALPINA B3

YOUNGER.

It is the beginning of a new era, that of the new BMW ALPINA B3. The latest model generation convinces on every road, in every corner, and in any driving situation with exciting dynamics, precision handling and a superior driving experience. Advancements in suspension and chassis technology in combination with state-of-the-art engine and transmission technology translate into driving performance on a whole new level. The new model's avant-garde character is reflected in a progressive design language with sharp lines – both inside and out. Elegant ALPINA CLASSIC 20", forged wheels, a stainless steel exhaust system featuring two twin tailpipes, and ALPINA aerodynamic elements lend the BMW ALPINA B3 its distinctive, powerful yet unobtrusive appearance. State-of-the-art infotainment and advanced driver-assistance systems, which are included on board as standard, together with the latest innovations in connectivity, enable highly sophisticated driver-vehicle interaction.

GREATER.

The interior, on the whole, is characterised by detailed craftsmanship and finest materials. Typical ALPINA design elements add an elegant and exclusive touch to the interior. The newly designed interactive display set-up which combines the central control display and the full-colour ALPINA digital instrument cluster scores highly with its clear design language and typical BMW driver orientation.

STRONGER.

The latest generation petrol direct-injection straight-six 3.0 litre engine with re-engineered Bi-Turbo charging and a performance-optimised cooling system delivers thrilling power and performance. The maximum torque of 700 Nm is already available from 3,000 rpm which combined with 340 kW (462 hp) of output provides impressive driving performance. With a top speed of 303 km/h (Saloon) respectively 300 km/h (Touring), the new BMW ALPINA B3 is one of the fastest of its kind. Accelerating from 0 to 100 km/h takes just 3.8 seconds (Touring 3.9 seconds). Further developed in cooperation with ZF, the advanced 8-Speed Sport-Automatic Transmission translates driver commands both tactfully and dynamically. The BMW xDrive based intelligent all-wheel drive system fully variably distributes torque as required between the front and rear wheels. Maximum traction for dynamic cornering is ensured by the electronically controlled rear axle limited-slip differential.

SUPERIOR POWER DELIVERY, IMPRESSIVE RESPONSIVENESS

STRAIGHT-SIX 3.0 LITRE ENGINE WITH BITURBO CHARGING

The most powerful BMW ALPINA B3 of all time is driven by the latest generation straight-six 3.0 litre engine (S58) with Bi-Turbo charging. Every engine detail reflects the passionate development commitment of BMW and ALPINA engineers.

With an output of 340 kW (462 hp) between 5,000 and 7,000 rpm the engine delivers impressive driving performance. The power delivery is smooth and linear, paired with direct pedal feedback – the performance experience is direct and maintained over the entire rpm range. The maximum torque of 700 Nm is available between 3,000 and 4,250 rpm – which is particularly relevant to everyday driving. The overall result is a superior driving experience – on every road, in every corner, and in any driving situation.

With a top speed of 303 km/h (Saloon) respectively 300 km/h (Touring), the new BMW ALPINA B3 is one of the fastest of its kind. Accelerating from 0 to 100 km/h takes just 3.8 seconds (Touring 3.9 seconds). The Launch Control function, allowing the driver to accelerate with optimum traction and maximum dynamics from a standstill, has been designed for the first time for a sprint from 0 to 200 km/h, which is completed in 13.4 seconds (Touring 13.9 seconds).

The Bi-Turbo engine's remarkable power and torque characteristics are the result of several optimisations in the details – especially with regards to the turbocharging and cooling systems. Flow-optimised turbine housings, for example, facilitate the effective conversion of exhaust gas energy into boost pressure even at low engine speeds. Optimised cross-sections in the air intake system and a large air intake housing ensure excellent and torquey responsiveness.

The ALPINA specific cooling system ensures the thermal stability of the high-performance engine even under highest loads. It comprises a large-volume intercooler, enlarged cooling air ducts and a powerful main cooling package paired with a 1,000 Watt electric fan. This is supplemented by two additional external coolers. Furthermore, design optimisations including a NACA inlet on the underbody increase the air flow to the transmission and rear transfer cooling.

The ALPINA stainless steel exhaust system reduces the exhaust back pressure to a minimum. Exhaust valves allow the driver to influence the sound experience: discreetly restrained in COMFORT mode or noticeably more dynamic in SPORT mode. State-of-the-art exhaust gas treatment technology, in the form of petrol particulate filters are in line with ALPINA's philosophy of achieving the best possible interplay of performance, consumption and emission values. Fuel consumption measured according to the new and more realistic WLTP measuring cycle (Worldwide Harmonized Light-Duty Vehicles Test Procedure) is 11.1 l/100 km with CO₂ emissions of 252 g/km*.

* Preliminary Data. Stated fuel consumption and CO₂ emissions are measured pursuant to EU Regulation 715/2007 in its applicable version. For more information please see NEW TEST PROCEDURE (WLTP) at the end of this press release.

SMOOTH AND EFFORTLESS POWER DELIVERY

8-SPEED SPORT-AUTOMATIC TRANSMISSION & REAR AXLE LIMITED-SLIP DIFFERENTIAL

The 8-Speed Sport-Automatic Transmission 8HP76 with ALPINA SWITCH-TRONIC, developed further in cooperation with transmission specialist ZF, impresses with its harmonious shift characteristics which seem to intuitively cater to the driver's wishes in every driving situation. This latest transmission generation offers both a predominantly comfort oriented and also a very dynamic shift programming – depending on which mode is selected by the driver. The ALPINA specific transmission software, in interplay with revised transmission mechatronics, ensures faster response and quicker shift times, meaning that the BMW ALPINA B3's impressive power is delivered effortlessly and efficiently at all times.

For maximum dynamics the driver can change gears using the SWITCH-TRONIC shift buttons on the back of the steering wheel in MANUAL Shift Mode. In combination with the SPORT+ setting of the Driving Experience Control, automatic up-shifts at red-line rpm are suppressed for more control. New ergonomically optimised SWITCH-TRONIC shift paddles, CNC machined from solid aluminium and finished in black matt, are optionally available for the first time.

The reinforced torque converter is specifically adapted to the characteristics of the massive torque output of the straight-six 3.0 litre engine and also used in the even more powerful V8 models. A reinforced wheel set and design modifications to the turbine's torsional damper ensure a reliable transmission of all 700 newton meters. An ALPINA specific transmission oil cooler, an aluminium transmission oil sump as well as an optimised underbody construction for improved airflow cater to the increased cooling requirements of the transmission and rear transfer housing.

The intelligent interconnectivity of the transmission software, the navigation system and the Active Cruise Control are programmed to improve efficiency. The BMW Connected Shift function uses the navigation data to calculate a predictive shift strategy based on the course of the road and the traffic situation. Unnecessary gear changes, for example, are avoided when navigating a succession of corners or engine drag is used for deceleration by means of early downshifting when approaching a vehicle in front or traffic situation.

The BMW ALPINA B3's drivetrain includes an electronically controlled rear axle limited-slip differential as standard for enhanced driving dynamics. Traction is noticeably improved and a loss of momentum and energy through wheel spin minimised by distributing torque to the wheel with more grip (for example, on road surfaces with different grip characteristics). The differential also increases driving dynamics particularly during cornering with high lateral loads: torque and power output which cannot be transferred onto the road by an unloaded inner wheel is instead purposefully transferred to the outer wheel with more traction and not neutralised by the intervention of the electronic stability control system. The BMW ALPINA B3 dynamically corners with a rear-wheel drive emphasis and the increased power transfer and traction allow particularly dynamic acceleration out of corners.

PRECISION HANDLING, AGILITY AND TRACTION

THE ALPINA SPORTS SUSPENSION

The new generation BMW ALPINA B3 brings along a host of advances in suspension and chassis technology which ensure superior road holding, balanced handling and pronounced agility. This development is aided by the extended wheelbase, an increased track width and higher chassis and suspension rigidity versus the previous generation in addition to -1° camber at the front axle.

Springs from Eibach as well as bump stops and specifically adapted stabilisers come into play for a more balanced and harmonious set-up. The BMW ALPINA B3 is very composed and stable, offering tactile feedback when cornering dynamically. The adaptation of the Variable Damper Control bears the unmistakable signature of ALPINA engineers. It offers three modes COMFORT+, COMFORT and SPORT which provide a wide range of driving experiences ranging from pronounced ride comfort to maximum agility and dynamics.





The all-wheel drive of the new BMW ALPINA B3 is based on the BMW xDrive system, which fully variably distributes torque as required between the front and rear wheels. Depending on what the Driving Experience Control is set to (COMFORT+, COMFORT, SPORT, SPORT+), the ALPINA specific, situational traction-optimised adjustment of the torque distribution is predominantly rear-biased.

The enhanced variable sports steering system supports directional stability, agility when cornering, and comfortable manoeuvring. For the first time the driver can choose from three steering modes: COMFORT, SPORT and SPORT+. While in COMFORT mode the focus is on smooth directional stability with a high sense of safety even at high speeds, while the SPORT modes aim to maximise responsiveness and precision.

The performance brake system, comprising four-piston fixed brake callipers with brake discs of 395 mm diameter on the front axle and floating brake callipers with brake discs of 345 mm diameter on the rear axle, offer excellent deceleration and sensitive modulation. Brake callipers are finished in ALPINA Blue and feature a white ALPINA logo. The optionally available high-performance brake system with light-weight drilled brake discs and highly heat-resistant brake pads offers even more direct pedal feedback and thermodynamic reserves.

The superior road holding of the BMW ALPINA B3 is the result of a newly developed wheel and tyre combination. On offer is a new ALPINA DYNAMIC 19" alloy wheelset featuring a 5x4 spoke design, which is standard, or an optional ALPINA CLASSIC 20" forged wheelset with a traditional minimalistic 20 spoke design. The latter design sees the return of a lockable wheel hub cover which underlines the flawless appearance of these beautifully designed wheels. Compared to regular alloy wheels, these weight-optimised forged wheels made using high-density aluminium reduces unsprung masses by around 13.7 kg per vehicle.

PRECISION HANDLING, AGILITY AND TRACTION

In cooperation with the tyre experts at Pirelli, tyre dimensions are carefully chosen to the requirements of the BMW ALPINA B3. The tyre dimensions of the ALPINA DYNAMIC 19" alloy wheelset are 255/35 ZR19 at the front and 265/35 ZR19 at the rear (EU-tyre label*: E/B /  70 dB front, E/B /  71 dB rear); those of the ALPINA CLASSIC 20" forged wheelset are 255/30 ZR20 at the front and 265/30 ZR20 at the rear (EU-tyre label*: E/B /  70 dB front, E/B /  71 dB rear). The Pirelli P Zero marked ALP provides maximum grip on any road surface and utilises materials that are reserved for the ultra-high performance tyre program. The winter wheel set, consisting of Pirelli P Zero Winter tyres on ALPINA DYNAMIC 19" alloy wheels, offers maximum driving pleasure even in winter.

PROGRESSIVE TRADITION

DESIGN & EQUIPMENT

The exterior design of the new BMW ALPINA B3 is more progressive than ever before. The ALPINA design and aerodynamic elements accentuate the new BMW 3 Series' clean and precise design language, combining a more dynamic appearance with functionality. Following the ALPINA philosophy of "form follows function", the front has optimised air intakes for increased cooling performance while both front and rear aerodynamics reduce uplift to a minimum for maximum high speed stability.

The front apron with large air intakes features a free-floating ALPINA logo while the ALPINA sport exhaust system with two twin tailpipes is beautifully integrated into the contours of the ALPINA rear apron. Small diffuser fins in the middle lend the rear a sportive design. The discreet ALPINA rear spoiler rounds out the dynamic appearance of the BMW ALPINA B3 Saloon.

The ALPINA Blue metallic and ALPINA Green metallic paint finishes are exclusively reserved for BMW ALPINA automobiles and add an elegant and exquisite touch to the latest model generation. There is also a wide variety of BMW and BMW Individual paint finishes available to choose from.

The clear and precise design language continues in the interior of the BMW ALPINA B3. Classic ALPINA details, such as metal emblems in the floor mats and seat backrests, ALPINA door sills and the production plaque with model-specific build number set stylish accents. The hand-stitched LAVALINA leather ALPINA sports steering wheel with steering wheel heating ensures a comfortable grip. The BMW ALPINA B3 Saloon offers a load volume of 480 litres, the Touring convinces with a functional stowage space of 500 to 1,510 litres and an innovative luggage compartment concept.

* Preliminary Data. EU-tyre label = fuel efficiency/wet grip/external rolling noise class.

PROGRESSIVE TRADITION

The in-house ALPINA leather workshop offers customers almost unlimited possibilities to create their own interior compositions: piping, stitching, embroidery and embossing, made to customer specifications, add a personal touch to the ALPINA interior design. The untreated LAVALINA leather extends the BMW equipment range with the highest quality natural material used in the automotive industry. Connoisseurs particularly value the comfort and climate properties of this special leather.

Digital services and advanced driver-assistance systems, such as Parking Assistant or Active Guard Plus, are on board as standard. The optionally available Driving Assistant Professional offers a high degree of active safety with its comprehensive package of innovative assistance systems. The leading BMW navigation, communication and infotainment systems are included in the standard equipment and clearly demonstrate that the new BMW ALPINA B3 is also state-of-the-art in terms of digital services.

The driver-oriented cockpit design, with its control elements optimally arranged in terms of ergonomics, offers a convincing user experience, with intuitive operation via touch display, direct selection buttons or iDrive Controller, voice or gesture control. The full-colour digital instrument display in the new ALPINA design, offering advanced configuration options and customisable views, forms part of the large display combination.

NEW TEST PROCEDURE (WLTP)

Stated fuel consumption and CO₂ emissions are measured pursuant to EU Regulation 715/2007 in its applicable version. From 1st of September 2018 the Worldwide Harmonized Light Vehicles Test Procedure (WLTP) has replaced the New European Driving Cycle (NEDC). Regardless of the applied test procedure, it is currently still mandatory to state fuel consumption and CO₂ emissions according to NEDC, hence stated values are determined based on the WLTP test procedure and are converted to NEDC for comparison purposes. Depending on your country, vehicle related taxes or other duties may be based on fuel consumption and CO₂ emissions data which differs from that stated here. The provision of additional fuel consumption and CO₂ emissions as determined according to WLTP is currently voluntary until their provision becomes mandatory by law.

Further information on specific fuel consumption and CO₂ emissions of new passenger cars is provided by the ‚Leitfaden über den Kraftstoffverbrauch, die CO₂-Emissionen und den Stromverbrauch neuer Personenkraftwagen‘ which can be obtained free of charge at all points of sale and from the Deutsche Automobil Treuhand GmbH (DAT) or online <https://www.dat.de/co2/>.

TECHNICAL DATA

BMW ALPINA B3

This is a translation of the original German brochure which fulfils the requirements of German law. All technical data in this brochure apply to the German market, additional international units of measure shown in the technical data for the purposes of information only. Further information on specific fuel consumption and CO₂ emissions of new passenger cars is provided by the 'Leitfaden über den Kraftstoffverbrauch, die CO₂-Emissionen und den Stromverbrauch neuer Personenkraftwagen' which can be obtained free of charge at all points of sale and from the Deutsche Automobil Treuhand GmbH (DAT) or online <https://www.dat.de/co2/>.

¹ Stated fuel consumption and CO₂ emissions are measured pursuant to EU Regulation 715/2007 in its applicable version. From 1st of September 2018 the Worldwide Harmonized Light Vehicles Test Procedure (WLTP) has replaced the New European Driving Cycle (NEDC). Regardless of the applied test procedure, it is currently still mandatory to state fuel consumption and CO₂ emissions according to NEDC, hence stated values are determined based on the WLTP test procedure and are converted to NEDC for comparison purposes. Depending on your country, vehicle related taxes or other duties may be based on fuel consumption and CO₂ emissions data which differs from that stated here. The provision of additional fuel consumption and CO₂ emissions as determined according to WLTP is currently voluntary until their provision becomes mandatory by law.

² The figures quoted includes a 90 % tank filling, 68 kg for the driver an 7 kg for luggage. Unladen weight applies to vehicles with standard equipment. Optional equipment may increase this figure.

³ EU-tyre label = fuel efficiency/wet grip/external rolling noise class.

⁴ Preliminary data. Modifications and errors excepted.

ENGINE ⁴

Cylinders		6 in Line
Capacity	cm ³	2993
Bore	mm	84.0
Stroke	mm	90.0
Compression ratio	:1	9.3
Max output	kW (hp)	340 (462)
Max output at	rpm	5000 - 7000
Max torque	Nm / lbs-ft	700 / 516
Max torque at	rpm	3000 - 4250
Engine management		BOSCH DME 8.6 S
Fuel type		Super Plus
Emission classification		Euro 6d-ISC-FCM

TRANSMISSION ⁴

Type	8-Speed Sport-Automatic (ZF 8HP76) with ALPINA SWITCH-TRONIC			
Transmission ratios :1				
	1st gear	5.00	5th gear	1.31
	2nd gear	3.20	6th gear	1.00
	3rd gear	2.14	7th gear	0.82
	4th gear	1.72	8th gear	0.64
Overall gear ratio				7.81
Reverse gear ratio		:1		3.48
Final drive ratio		:1		2.81

PERFORMANCE ⁴

		SALOON	TOURING
Acceleration			
0-100 km/h / 0-62 mph	s	3.8	3.9
Acceleration			
0-200 km/h / 0-125 mph	s	13.4	13.9
Top speed	km/h	303	300
	mph	188	186

CONSUMPTION ^{1,4}

		SALOON	TOURING
Official Fuel Consumption NEDC correlated			
Urban	l/100 km	13.2	13.2
	mpg	21.4	21.4
Extra-Urban	l/100 km	7.9	7.9
	mpg	35.8	35.8
Combined	l/100 km	9.8	9.8
	mpg	28.8	28.8
Official CO₂ emissions NEDC correlated			
Combined	g/km	224	224
CO ₂ efficiency (Germany)		F	E
Additional Information WLTP			
Fuel consumption WLTP combined	l/100 km	11.1	11.1
CO ₂ emissions WLTP combined	g/km	252	252

DIMENSIONS ⁴

		SALOON	TOURING
Length	mm	4719	4719
Width	mm	2068	2068
Height, unladen	mm	1440	1438
Wheelbase	mm	2851	2851
Track, front	mm	1577	1577
Track, rear	mm	1572	1572
Luggage capacity	l	480	500-1510
Fuel tank, approx.	l	59	59

WEIGHT ⁴

		SALOON	TOURING
Unladen (EU) ²	kg	1785	1865
Max permissible	kg	2400	2490
Permitted load	kg	540	550
Max axle load:			
front	kg	1155	1155
rear	kg	1255	1335
Max trailer load:			
braked	kg	1800	1800
unbraked	kg	750	750

WHEELS & TYRES ^{3,4}

ALPINA DYNAMIC 19" with PIRELLI P ZERO (ALP)			
front	8.5 x 19" with 255/35 ZR19 (96Y) XL		
EU-tyre label		E/B/	70 dB
rear	9.5 x 19" with 265/35 ZR19 (98Y) XL		
EU-tyre label		E/B/	71 dB
Optional available at surcharge:			
ALPINA CLASSIC 20" with PIRELLI P ZERO (ALP)			
front	8.5 x 20" with 255/30 ZR20 (92Y) XL		
EU-tyre label		E/B/	70 dB
rear	9.5 x 20" with 265/30 ZR20 (94Y) XL		
EU-tyre label		E/B/	71 dB

MARKET LAUNCH

The new BMW ALPINA B3 is available to order from the 1st quarter of 2020 with deliveries commencing from mid 2020 at the earliest. The models are only available with all-wheel drive.

This text applies to the German market only. For precise information on model features, standard equipment, fuel consumption and CO₂ emissions as they apply to your country please contact your local BMW ALPINA dealer or importer.

ALPINA - MANUFACTURER OF EXCLUSIVE AUTOMOBILE

Burkard Bovensiepen founded the automobile manufactory ALPINA Burkard Bovensiepen KG in 1965. Ever since, Buchloe has been home to probably the world's most renowned automobiles based on BMW models, developed and produced by the independent family-owned business in cooperation with BMW. This close partnership forms the basis for the continued success of the ALPINA brand: individual automobiles are manufactured with great love for detail and technical finesse, which, however, at the same time meet the high quality and safety standards of series production. Since 1983, ALPINA is officially registered as an automobile manufacturer by the German Ministry of Transport, the Kraftfahrtbundesamt.

Elegant understatement is at the very core of ALPINA's brand philosophy, which is manifested in an interior with the focus on comfort, above-average driving performance and a discreetly sporty exterior. BMW ALPINA automobiles have regularly caused sensations, both on the road and the race track – the result of a remarkable model history.

Founder Burkard Bovensiepen runs the company together with his sons Andreas and Florian.

Buchloe, October 2019

NOTES

A series of horizontal dotted lines for writing notes.

ALPINA

www.ALPINA-AUTOMOBILES.COM

www.FACEBOOK.COM/ALPINA AUTOMOBILE

www.YOUTUBE.COM/ALPINA AUTOMOBILES

ALPINA Burkard Bovensiepen GmbH + Co. KG • Alpenstraße 35-37 • 86807 Buchloe • +49 (0) 8241-5005-0